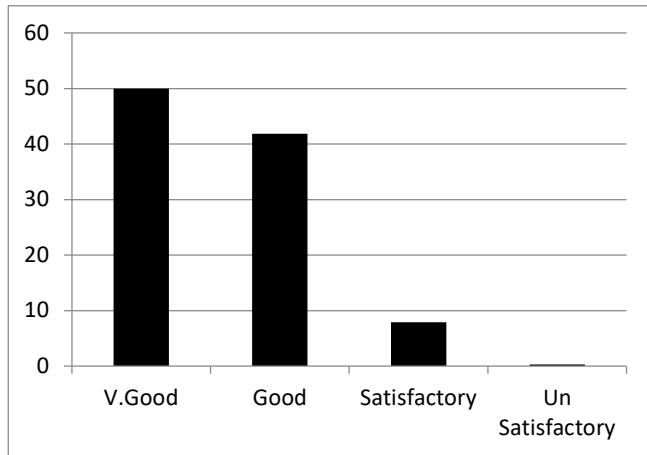


Feedback Form Analysis Year 20-21

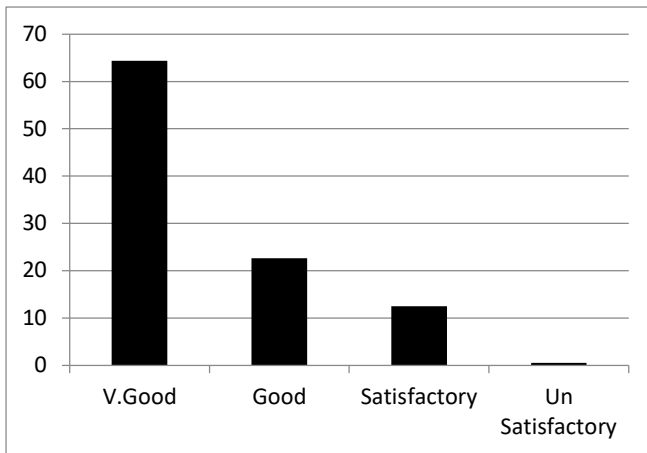
OFFI.PRIN. Dr.M.A.GANU (MARATHI)

Category	Percentage
V.Good	50
Good	41.87
Satisfactory	7.87
Un Satisfactory	0.26
Total	100



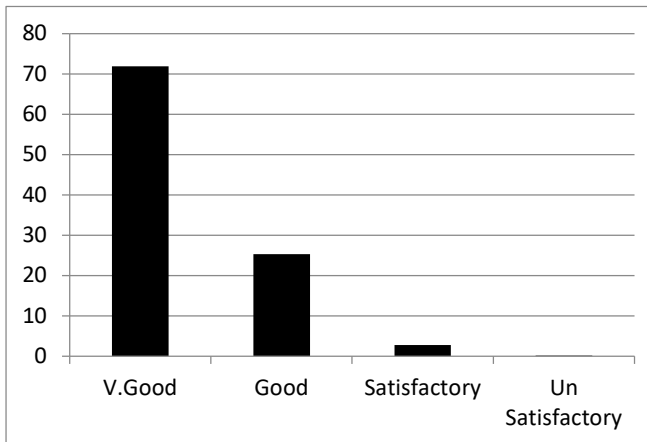
VICE.PRIN. V.B.CHOUGULE (POLI.SCI.)

Category	Percentage
V.Good	64.37
Good	22.63
Satisfactory	12.5
Un Satisfactory	0.5
Total	100



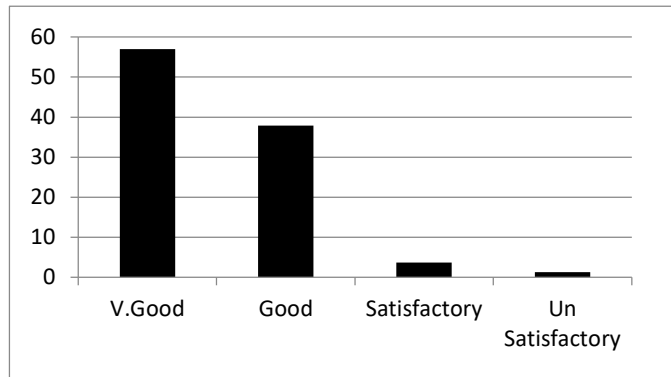
DR.MOUSMI S. KUMBHOJKAR (LAW)

Category	Percentage
V.Good	71.87
Good	25.25
Satisfactory	2.75
Un Satisfactory	0.13
Total	100



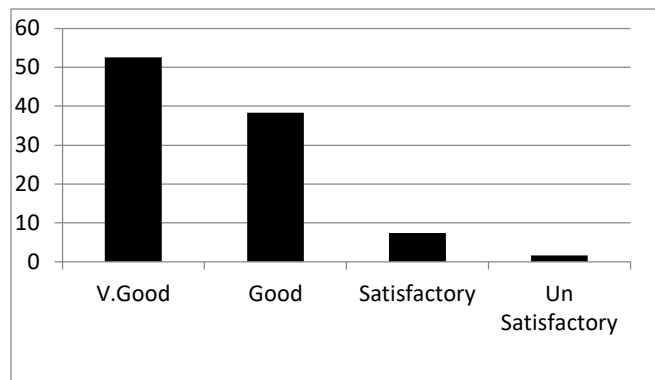
SHRI.R.B.PATIL (COMMERCE)

Category	Percentage
V.Good	57.01
Good	37.93
Satisfactory	3.75
Un Satisfactory	1.31
Total	100



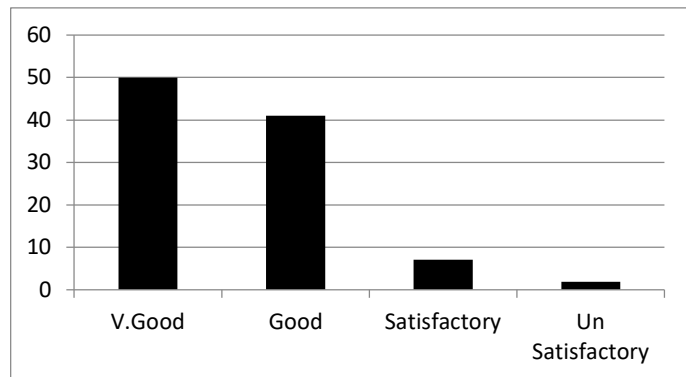
SMT.M.P.KAMANNA (ACCOUNTANCY)

Category	Percentage
V.Good	52.59
Good	38.32
Satisfactory	7.42
Un Satisfactory	1.67
Total	100



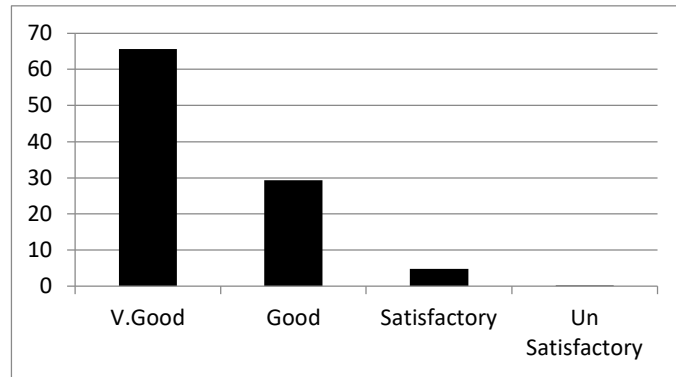
DR.V.D.KORUCHE (COMMERCE)

Category	Percentage
V.Good	49.98
Good	41.02
Satisfactory	7.08
Un Satisfactory	1.92
Total	100



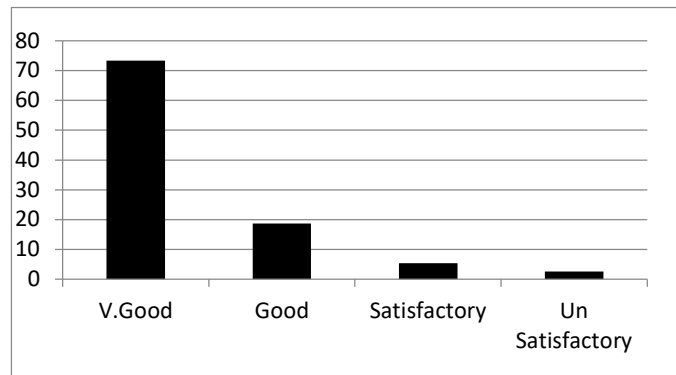
SMT.A.A.MAGDUM (ENGLISH)

Category	Percentage
V.Good	65.66
Good	29.31
Satisfactory	4.78
Un Satisfactory	0.25
Total	100



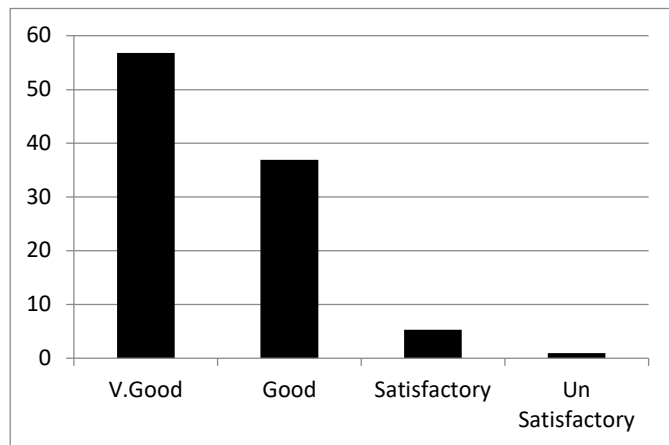
SMT.D.R. RAUT (HISTORY)

Category	Percentage
V.Good	73.32
Good	18.75
Satisfactory	5.42
Un Satisfactory	2.51
Total	100



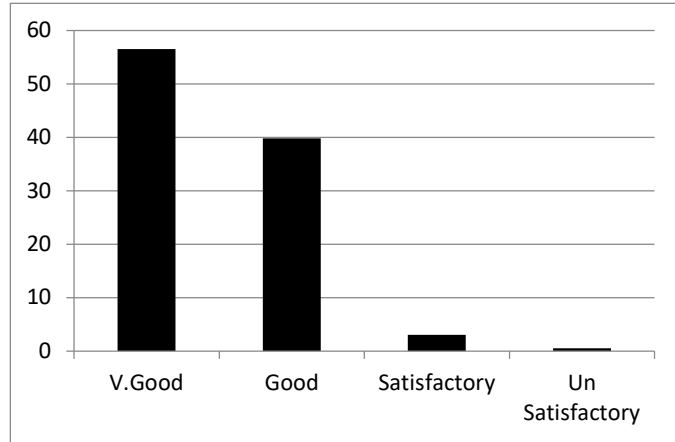
SMT.S.P. PATIL (PHY.DIR.)

Category	Percentage
V.Good	56.81
Good	36.95
Satisfactory	5.3
Un Satisfactory	0.94
Total	100



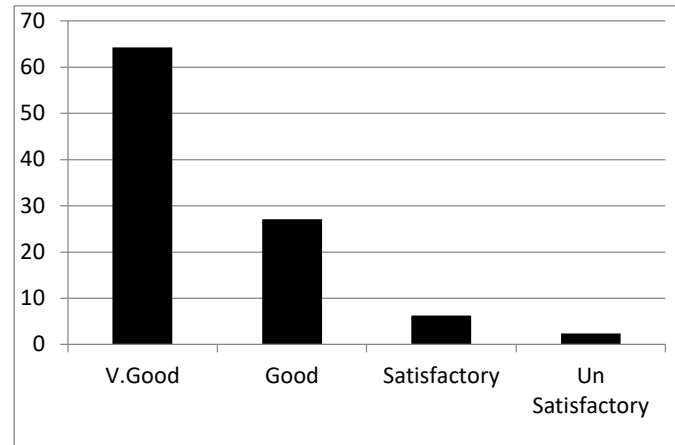
SMT.T.J.PATIL (ECONOMICS)

Category	Percentage
V.Good	56.53
Good	39.85
Satisfactory	3.05
Un Satisfactory	0.57
Total	100



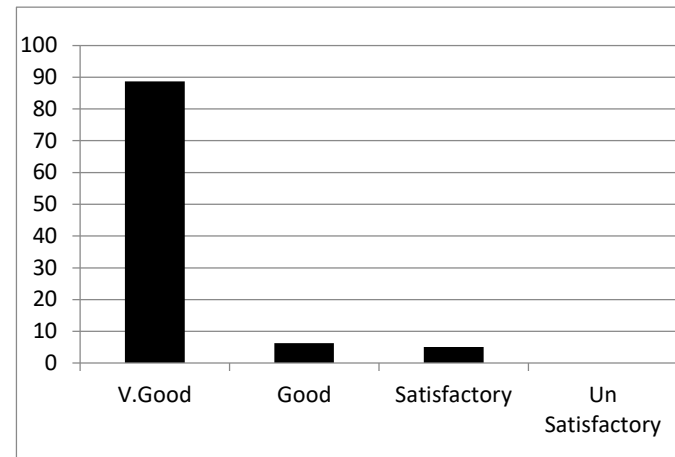
SMT.K.V.KUPWADE (MARATHI)

Category	Percentage
V.Good	64.27
Good	27.15
Satisfactory	6.2
Un Satisfactory	2.38
Total	100



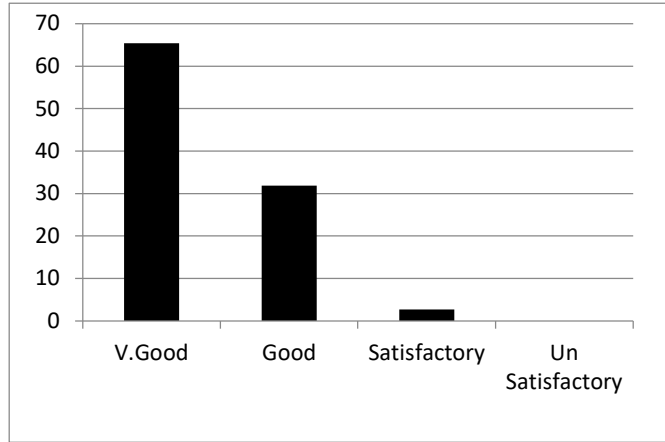
SHRI.A.B.WADKAR(PHY.EDU.)

Category	Percentage
V.Good	88.75
Good	6.25
Satisfactory	5
Un Satisfactory	0
Total	100



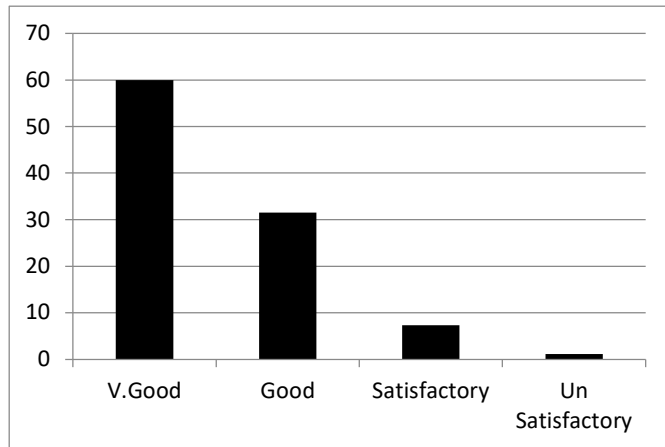
SMT.S.M.PATIL (HISTORY)

Category	Percentage
V.Good	65.44
Good	31.83
Satisfactory	2.73
Un Satisfactory	0
Total	100



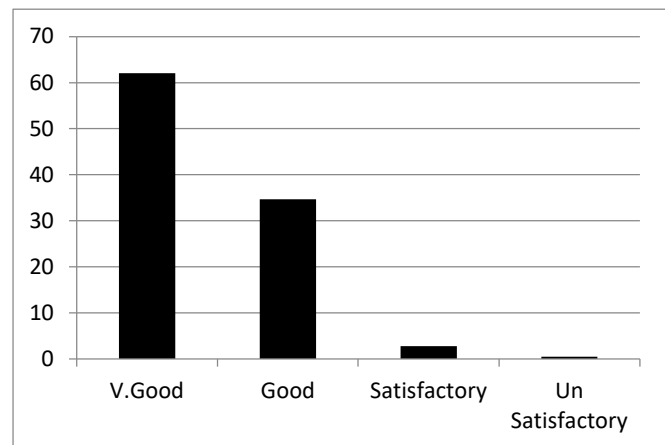
SMT.R.R.CHOUGULE

Category	Percentage
V.Good	60
Good	31.54
Satisfactory	7.32
Un Satisfactory	1.14
Total	100



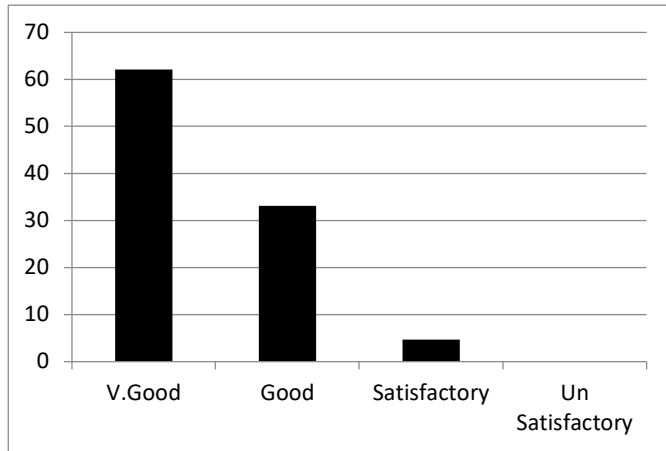
SMT.A.S.PATIL (ENGLISH)

Category	Percentage
V.Good	62.1
Good	34.64
Satisfactory	2.78
Un Satisfactory	0.48
Total	100



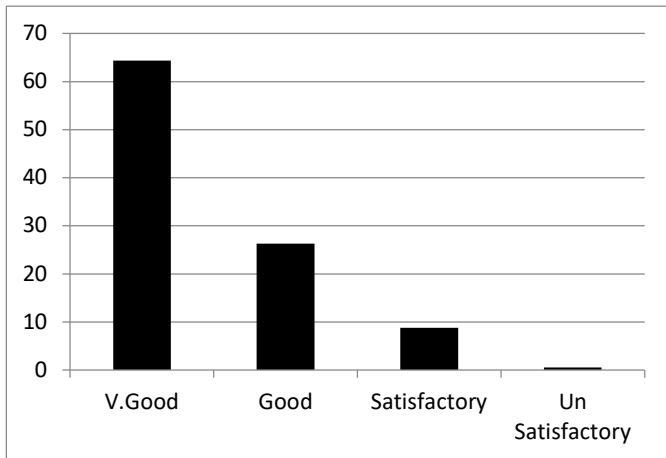
SMT.S.S.PATIL (SOCIOLOGY)

Category	Percentage
V.Good	62.12
Good	33.15
Satisfactory	4.73
Un Satisfactory	0
Total	100



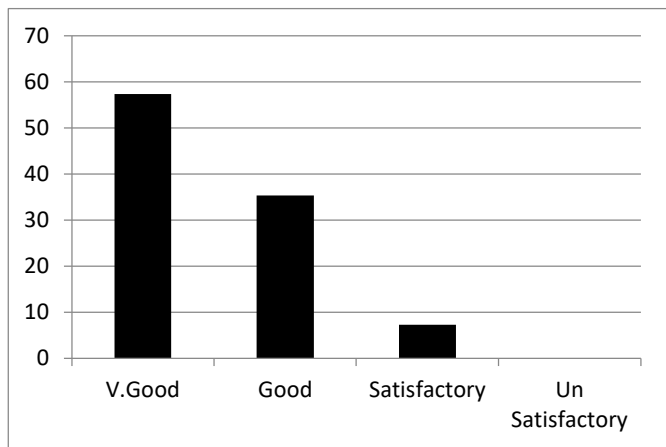
SMT.P.P.NANDREKAR(ECONOMICS)

Category	Percentage
V.Good	64.41
Good	26.29
Satisfactory	8.78
Un Satisfactory	0.52
Total	100



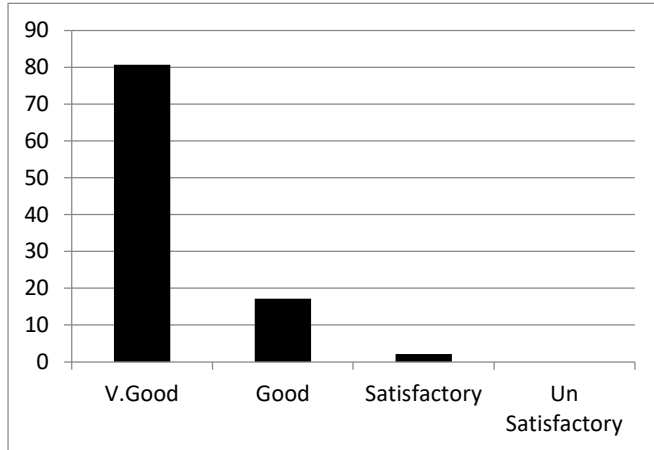
SMT.S.S.CHOUDHARI

Category	Percentage
V.Good	57.35
Good	35.33
Satisfactory	7.32
Un Satisfactory	0
Total	100



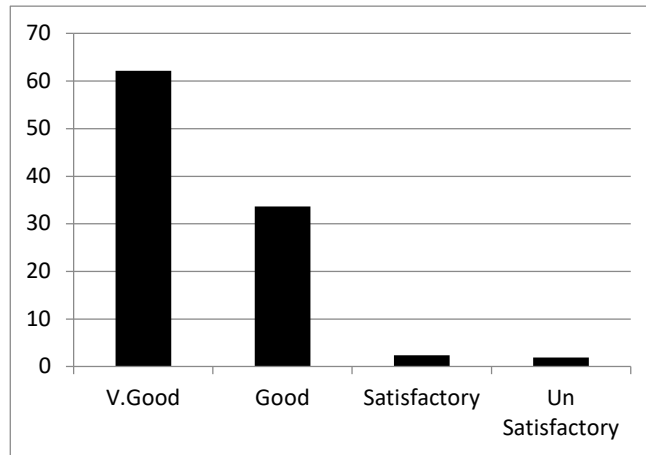
SMT.N.S.KANIRE (PSYCHOLOGY)

Category	Percentage
V.Good	80.74
Good	17.13
Satisfactory	2.13
Un Satisfactory	0
Total	100



SHRI.S.M.DIXIT (STATISTICS)

Category	Percentage
V.Good	62.14
Good	33.62
Satisfactory	2.37
Un Satisfactory	1.87
Total	100



SHRI.B.N.SHENDE (LOGIC)

Category	Percentage
V.Good	56.75
Good	39.5
Satisfactory	3.75
Un Satisfactory	0
Total	100

